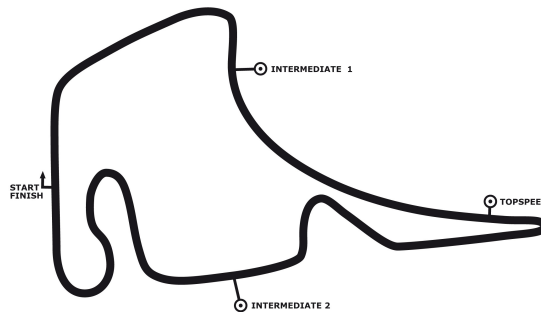




DTM Hockenheim I

race 2



Hockenheimring GP Circuit 4574 m

29.04. - 01.05.2011





DTM Hockenheim I

Hockenheimring GP Circuit, length: 4574 m.
29.04. - 01.05.2011

DMSB -Reg. Nr.:105/2011
Deutscher Motor Sport Bund e.V.

Mini Challenge Result race 2

started : 18 classified: 18 not classified: 0

Rk.	No.	Driver	Nat.	Entrant	Team	laps	Time	GAP	fast lap
1	39	Hendrik Vieth	GER	Gigamot Racing		15	30:28.499		2:01.041
2	41	Steve Kirsch	GER		Frensch Power Motorsport	15	30:31.687	03.188	2:01.208
3	9	Fredrik Lestrup	SWE		Caisley International	15	30:36.867	08.368	2:01.538
4	37	Nico Bastian	GER	Gigamot Racing		15	30:38.577	10.078	2:01.141
5	11	Jürgen Schmarl	AUT	Fast Forward Team Spicy		15	30:42.670	14.171	2:01.904
6	17	Thomas Tekaat	GER		Lechner Racing Team	15	30:45.922	17.423	2:02.038
7	18	Martin Heidrich	GER		Piro Sports	15	30:49.411	20.912	2:01.973
8	1	Christian Gebhard	GER		MINI Deutschland	15	31:05.956	37.457	2:02.963
9	21	Max Partl	GER		Team Partl Motorsports	15	31:09.547	41.048	2:03.135
10	10	Reinhard Nehls	GER		Caisley International	15	31:11.226	42.727	2:03.041
11	36	Henry Littig	GER	Gigamot Racing		15	31:15.480	46.981	2:02.536
12	14	Maciek Steinhof	POL	Mini Polska		15	31:15.645	47.146	2:02.386
13	22	Cora Schumacher	GER		Piro Sports / Besaplast	15	31:22.164	53.665	2:02.759
14	12	Dominik Schön	GER	FLYERALARM RACING TEAM		15	31:25.272	56.773	2:02.966
15	19	Erwin Piro	GER	Arden-Racing		15	31:28.065	59.566	2:02.966
16	15	Matthias Dolderer	GER	Lechner Racing Team		15	32:11.315	1:42.816	2:06.612
17	20	Franjo Kovac	CRO		Piro Sports / Besaplast	15	32:34.758	2:06.259	2:03.624
18	44	Dirk Lauth	GER		Frensch Power Motorsport	12	26:18.214	3 Runden	2:03.291

fastest lap: #39 Vieth Hendrik 2:01.041 = 136.040 km/h in lap 2 average = 135.081 km/h

**St. Nr. 20 drive through Ersatzstrafe 30 Sek.
subject to final scrutineering!**

posted:

clerk of the course:

timekeeper:

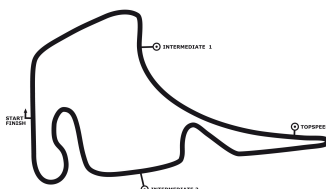
DTM Hockenheim I

Hockenheimring GP Circuit, length 4574 m

29.04. - 01.05.2011

Mini Challenge

Lap by Lap race 2



DMSB -Reg.No.: 105/2011
Deutscher Motor Sport Bund e.V.

1 Christian Gebhard , MINI John Cooper Works Challen / GER															
1	2:16.179	2	2:03.512	3	2:03.977	4	2:04.585	5	2:03.198	6	2:03.128	7	2:03.859	8	2:03.262
9	2:03.619	10	2:03.706	11	2:03.459	12	2:03.062	13	2:02.963	14	2:03.790	15	2:03.657		

9 Fredrik Lestrup , MINI John Cooper Works Challen / SWE															
1	2:10.425	2	2:02.034	3	2:02.236	4	2:01.823	5	2:01.538	6	2:01.797	7	2:01.824	8	2:01.605
9	2:01.864	10	2:01.835	11	2:01.925	12	2:02.067	13	2:01.997	14	2:01.707	15	2:02.190		

10 Reinhard Nehls , MINI John Cooper Works Challen / GER															
1	2:16.072	2	2:04.790	3	2:03.537	4	2:03.082	5	2:03.674	6	2:05.285	7	2:04.261	8	2:03.041
9	2:03.309	10	2:04.225	11	2:03.739	12	2:03.593	13	2:03.872	14	2:04.089	15	2:04.657		

11 Jürgen Schmarl , MINI John Cooper Works Challen / AUT															
1	2:10.084	2	2:02.068	3	2:02.323	4	2:02.535	5	2:01.969	6	2:02.242	7	2:01.904	8	2:01.926
9	2:02.733	10	2:01.954	11	2:02.523	12	2:02.574	13	2:02.550	14	2:02.651	15	2:02.634		

12 Dominik Schön , MINI John Cooper Works Challen / GER															
1	2:17.743	2	2:04.701	3	2:03.977	4	2:04.397	5	2:03.797	6	2:02.966	7	2:06.385	8	2:06.404
9	2:06.966	10	2:06.658	11	2:04.704	12	2:03.979	13	2:03.969	14	2:04.304	15	2:04.322		

14 Maciek Steinhof , MINI John Cooper Works Challen / POL															
1	2:18.469	2	2:05.483	3	2:04.940	4	2:03.626	5	2:02.386	6	2:02.817	7	2:06.485	8	2:06.379
9	2:06.090	10	2:04.031	11	2:02.752	12	2:02.783	13	2:03.700	14	2:02.772	15	2:02.932		

15 Matthias Dolderer , MINI John Cooper Works Challen / GER															
1	2:20.677	2	2:08.225	3	2:07.632	4	2:08.173	5	2:09.181	6	2:07.633	7	2:08.926	8	2:08.512
9	2:06.905	10	2:06.911	11	2:06.612	12	2:08.398	13	2:07.912	14	2:07.744	15	2:07.874		

17 Thomas Tekaat , MINI John Cooper Works Challen / GER															
1	2:11.490	2	2:02.257	3	2:02.652	4	2:02.254	5	2:02.188	6	2:02.871	7	2:02.038	8	2:02.136
9	2:02.316	10	2:02.483	11	2:02.827	12	2:02.368	13	2:02.847	14	2:02.403	15	2:02.792		

18 Martin Heidrich , MINI John Cooper Works Challen / GER															
1	2:12.426	2	2:03.383	3	2:02.671	4	2:02.255	5	2:01.973	6	2:02.240	7	2:02.237	8	2:02.059
9	2:02.611	10	2:03.075	11	2:02.627	12	2:02.788	13	2:02.437	14	2:03.133	15	2:03.496		

19 Erwin Piro , MINI John Cooper Works Challen / GER															
1	2:16.505	2	2:04.895	3	2:03.794	4	2:04.178	5	2:02.966	6	2:03.326	7	2:03.278	8	2:03.314
9	2:03.448	10	2:03.900	11	2:03.977	12	2:04.648	13	2:03.765	pit	2:08.818	15	2:17.253		

20 Franjo Kovac , MINI John Cooper Works Challen / CRO															
1	2:18.211	2	2:05.527	3	2:04.964	4	2:06.030	5	2:05.008	6	2:04.256	7	2:04.688	8	2:04.258
9	2:04.670	10	2:06.727	11	2:05.563	12	2:04.064	13	2:04.245	14	2:03.624	pit	2:12.923		

21 Max Partl , MINI John Cooper Works Challen / GER															
1	2:13.041	2	2:05.695	3	2:03.540	4	2:03.774	5	2:04.367	6	2:03.841	7	2:03.796	8	2:03.135
9	2:03.390	10	2:03.901	11	2:04.754	12	2:04.046	13	2:03.474	14	2:04.144	15	2:04.649		

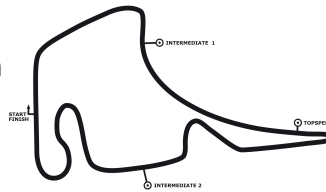
22 Cora Schumacher , MINI John Cooper Works Challen / GER															
1	2:14.113	2	2:03.981	3	2:02.890	4	2:02.931	5	2:02.759	pit	2:08.032	7	2:16.146	8	2:03.537

DTM Hockenheim I

Hockenheimring GP Circuit, length 4574 m

29.04. - 01.05.2011

Mini Challenge



DMSB -Reg.No.: 105/2011
Deutscher Motor Sport Bund e.V.

Lap by Lap race 2

9	2:03.915	10	2:05.300	11	2:04.000	12	2:04.201	13	2:03.444	14	2:03.324	15	2:03.591		
---	----------	----	----------	----	----------	----	----------	----	----------	----	----------	----	----------	--	--

36 Henry Littig , MINI John Cooper Works Challen / GER

1	2:12.299	2	2:04.334	3	2:03.708	4	2:02.936	5	2:02.536	6	2:02.703	7	2:03.216	8	2:03.224
9	2:03.506	10	2:03.510	pit	2:07.901	12	2:16.055	13	2:03.788	14	2:02.701	15	2:03.063		

37 Nico Bastian , MINI John Cooper Works Challen / GER

1	2:14.113	2	2:02.701	3	2:01.843	4	2:01.662	5	2:01.141	6	2:01.336	7	2:01.405	8	2:01.333
9	2:01.374	10	2:01.938	11	2:01.764	12	2:02.118	13	2:01.885	14	2:01.954	15	2:02.010		

39 Hendrik Vieth , MINI John Cooper Works Challen / GER

1	2:08.944	2	2:01.041	3	2:01.102	4	2:01.168	5	2:01.321	6	2:01.166	7	2:01.178	8	2:01.657
9	2:01.342	10	2:01.615	11	2:01.382	12	2:01.734	13	2:01.555	14	2:01.509	15	2:01.785		

41 Steve Kirsch , MINI John Cooper Works Challen / GER

1	2:08.086	2	2:01.592	3	2:02.198	4	2:01.627	5	2:01.478	6	2:01.638	7	2:01.208	8	2:01.525
9	2:01.610	10	2:01.716	11	2:01.988	12	2:01.768	13	2:01.652	14	2:01.729	15	2:01.872		

44 Dirk Lauth , MINI John Cooper Works Challen / GER

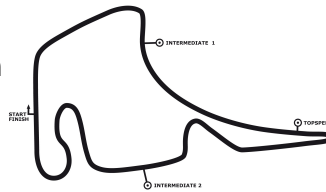
1	2:15.523	2	2:03.981	3	2:03.980	4	2:06.687	5	2:03.291	6	2:03.378	7	2:06.632	8	2:06.596
9	2:06.446	10	2:12.297	11	2:26.399	12	2:43.004								

DTM Hockenheim I

Hockenheimring GP Circuit, length 4574 m

29.04. - 01.05.2011

Mini Challenge



DMSB -Reg.No.: 105/2011
Deutscher Motor Sport Bund e.V.

Topspeed race 2

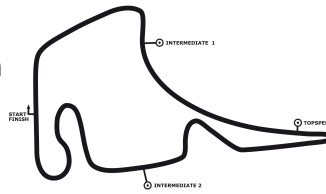
Car No.	Driver	Make	Speed km/h
37	Nico Bastian	MINI John Cooper Works Challen	211
22	Cora Schumacher	MINI John Cooper Works Challen	207
41	Steve Kirsch	MINI John Cooper Works Challen	207
12	Dominik Schön	MINI John Cooper Works Challen	204
11	Jürgen Schmarl	MINI John Cooper Works Challen	204
10	Reinhard Nehls	MINI John Cooper Works Challen	204
14	Maciek Steinhof	MINI John Cooper Works Challen	204
1	Christian Gebhard	MINI John Cooper Works Challen	204
20	Franjo Kovac	MINI John Cooper Works Challen	204
15	Matthias Dolderer	MINI John Cooper Works Challen	203
36	Henry Littig	MINI John Cooper Works Challen	203
39	Hendrik Vieth	MINI John Cooper Works Challen	203
17	Thomas Tekaatt	MINI John Cooper Works Challen	203
44	Dirk Lauth	MINI John Cooper Works Challen	203
9	Fredrik Lestrup	MINI John Cooper Works Challen	202
21	Max Partl	MINI John Cooper Works Challen	201
19	Erwin Piro	MINI John Cooper Works Challen	201
18	Martin Heidrich	MINI John Cooper Works Challen	---

DTM Hockenheim I

Hockenheimring GP Circuit, length 4574 m

29.04. - 01.05.2011

Mini Challenge



Best Sector Times race 2

DMSB -Reg.No.: 105/2011
Deutscher Motor Sport Bund e.V.

sector 1			sector 2			sector 3			
Pos.	No	Driver	Time	No	Driver	Time	No	Driver	Time
1	39	Vieth H.	26.632	37	Bastian N.	56.396	39	Vieth H.	37.706
2	41	Kirsch S.	26.699	39	Vieth H.	56.533	37	Bastian N.	37.857
3	9	Lestrup F.	26.753	17	Tekaats T.	56.614	41	Kirsch S.	37.858
4	37	Bastian N.	26.765	41	Kirsch S.	56.629	9	Lestrup F.	37.903
5	11	Schmarl J.	26.824	11	Schmarl J.	56.646	11	Schmarl J.	38.075
6	19	Piro E.	26.871	9	Lestrup F.	56.682	14	Steinhof M.	38.169
7	17	Tekaats T.	26.943	22	Schumacher C.	56.883	17	Tekaats T.	38.251
8	14	Steinhof M.	26.947	14	Steinhof M.	57.098	36	Littig H.	38.260
9	36	Littig H.	26.974	36	Littig H.	57.121	19	Piro E.	38.297
10	1	Gebhard C.	27.045	12	Schön D.	57.226	21	Partl M.	38.316
11	10	Nehls R.	27.060	1	Gebhard C.	57.236	10	Nehls R.	38.342
12	22	Schumacher C.	27.094	10	Nehls R.	57.362	1	Gebhard C.	38.433
13	44	Lauth D.	27.146	19	Piro E.	57.379	44	Lauth D.	38.561
14	12	Schön D.	27.168	44	Lauth D.	57.501	12	Schön D.	38.563
15	21	Partl M.	27.170	20	Kovac F.	57.513	22	Schumacher C.	38.575
16	20	Kovac F.	27.254	21	Partl M.	57.593	20	Kovac F.	38.719
17	15	Dolderer M.	28.542	15	Dolderer M.	57.708	15	Dolderer M.	40.189
18	18	Heidrich M.	00.000	18	Heidrich M.	00.000	18	Heidrich M.	00.000



Lapchart: Mini Challenge race 2

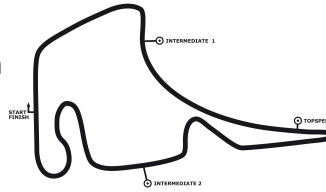
POS	1	2	3	4	5	6	7	8	9	10	11	12	13	14	15	16	17	18	19
LAP 1	41	39	11	9	17	36	18	21	37	22	44	10	1	19	12	20	14	15	
LAP 2	41	39	11	9	17	18	36	37	22	21	44	1	10	19	12	20	14	15	
LAP 3	39	41	11	9	17	18	37	36	22	21	44	1	10	19	12	20	14	15	
LAP 4	39	41	9	11	17	37	18	36	22	21	10	1	19	44	12	14	20	15	
LAP 5	39	41	9	11	17	37	18	36	22	21	10	1	19	44	12	14	20	15	
LAP 6	39	41	9	11	37	17	18	36	21	1	22.	19	10	44	12	14	20	15	
LAP 7	39	41	9	11	37	17	18	36	21	1	19	10	44	12	14	20	22	15	
LAP 8	39	41	9	11	37	17	18	36	21	1	19	10	44	12	14	20	22	15	
LAP 9	39	41	9	37	11	17	18	36	21	1	19	10	44	14	12	20	22	15	
LAP 10	39	41	9	37	11	17	18	36	21	1	19	10	14	22	12	20	44	15	
LAP 11	39	41	9	37	11	17	18	36.	1	21	19	10	14	22	12	20	44	15	
LAP 12	39	41	9	37	11	17	18	1	21	19	10	36	14	22	12	20	15	44.	
LAP 13	39	41	9	37	11	17	18	1	21	19	10	36	14	22	12	20	15		
LAP 14	39	41	9	37	11	17	18	1	21	10	19.	36	14	22	12	20	15		
LAP 15	39	41	9	37	11	17	18	1	21	10	36	14	22	12	19	20.	15		

DTM Hockenheim I

Hockenheimring GP Circuit, length 4574 m

29.04. - 01.05.2011

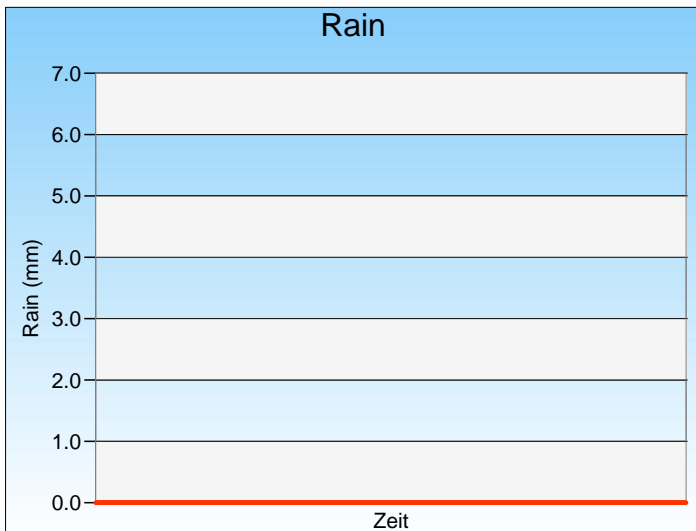
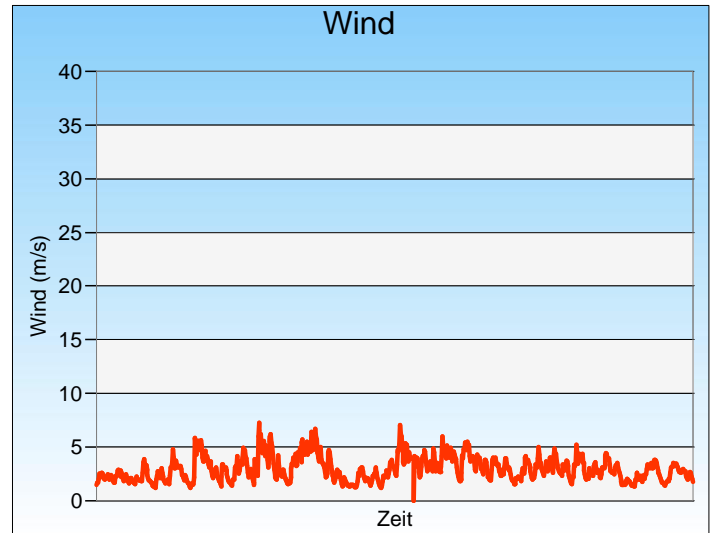
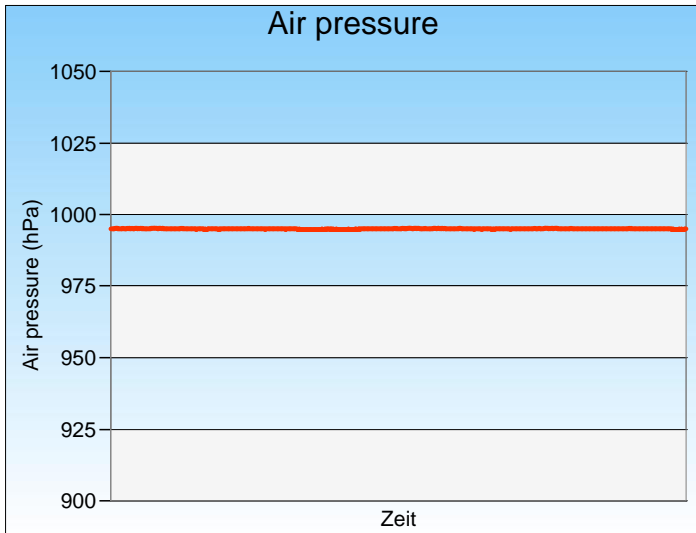
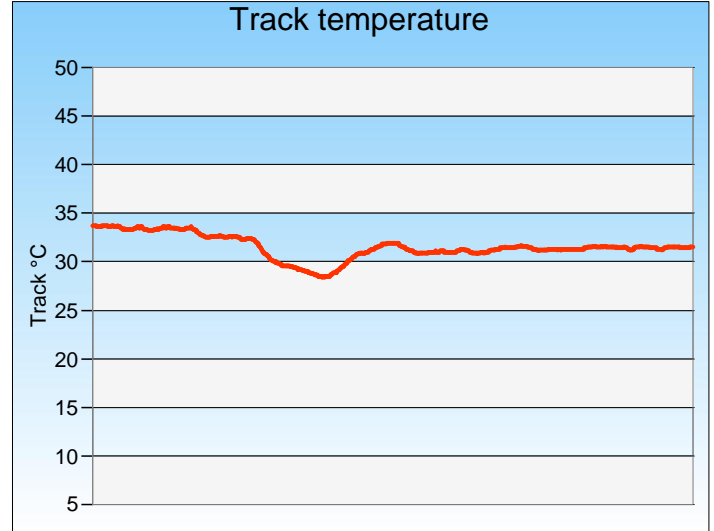
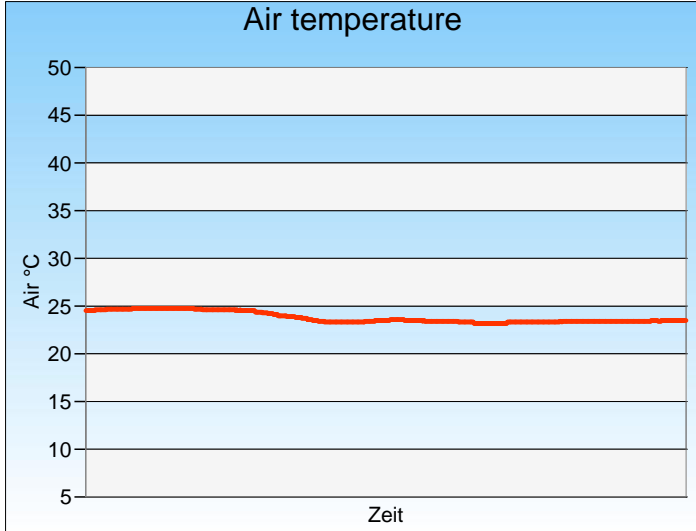
Mini Challenge



Weather race 2

DMSB -Reg.No.: 105/2011
Deutscher Motor Sport Bund e.V.

01.05.2011, 17:00:00 - 17:30:00



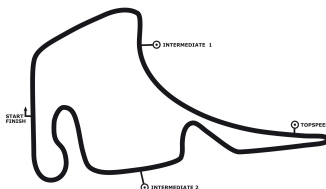
Weather:

DTM Hockenheim I

Hockenheimring GP Circuit, length 4574 m

29.04. - 01.05.2011

Mini Challenge



DMSB -Reg.No.: 105/2011
Deutscher Motor Sport Bund e.V.

Lap Analysis race 2

1 Christian Gebhard , MINI John Cooper Works Challen 20 / GER theoretical besttime: 2:02.714

Lap	Time	S1	V1	S2	V2	S3	V3	Vmax	Lap	Time	S1	V1	S2	V2	S3	V3	Vmax
1	2:16.179	38.809	122	58.205	153	39.165	156	204	9	2:03.619	27.263	126	57.493	152	38.863	155	202
2	2:03.512	27.535	124	57.342	150	38.635	158	201	10	2:03.706	27.323	126	57.714	152	38.669	156	201
3	2:03.977	27.686	124	57.311	153	38.980	156	202	11	2:03.459	27.262	127	57.530	151	38.667	156	202
4	2:04.585	27.709	122	58.370	150	38.506	157	199	12	2:03.062	27.229	127	57.242	149	38.591	158	198
5	2:03.198	27.333	126	57.426	152	38.439	156	202	13	2:02.963	27.045	128	57.362	152	38.556	156	199
6	2:03.128	27.247	125	57.422	151	38.459	157	200	14	2:03.790	27.550	126	57.527	152	38.713	158	198
7	2:03.859	27.491	126	57.918	149	38.450	156	200	15	2:03.657	27.542	127	57.236	152	38.879	158	199
8	2:03.262	27.422	127	57.407	150	38.433	157	201									

9 Fredrik Lestrup , MINI John Cooper Works Challen 20 / SWE theoretical besttime: 2:01.338

Lap	Time	S1	V1	S2	V2	S3	V3	Vmax	Lap	Time	S1	V1	S2	V2	S3	V3	Vmax
1	2:10.425	34.724	127	57.503	153	38.198	159	200	9	2:01.864	26.948	127	56.913	154	38.003	158	200
2	2:02.034	26.934	128	56.940	152	38.160	160	202	10	2:01.835	26.761	126	56.871	152	38.203	158	201
3	2:02.236	26.948	126	57.138	153	38.150	159	202	11	2:01.925	26.841	129	56.905	154	38.179	157	200
4	2:01.823	26.967	125	56.875	153	37.981	158	202	12	2:02.067	26.887	127	56.884	154	38.296	157	201
5	2:01.538	26.753	128	56.793	152	37.992	158	201	13	2:01.997	26.907	127	56.889	151	38.201	158	202
6	2:01.797	26.902	127	56.778	152	38.117	158	201	14	2:01.707	26.856	127	56.682	152	38.169	158	201
7	2:01.824	26.787	127	56.946	153	38.091	158	201	15	2:02.190	26.849	128	56.956	153	38.385	157	201
8	2:01.605	26.826	127	56.876	154	37.903	160	199									

10 Reinhard Nehls , MINI John Cooper Works Challen 20 / GER theoretical besttime: 2:02.764

Lap	Time	S1	V1	S2	V2	S3	V3	Vmax	Lap	Time	S1	V1	S2	V2	S3	V3	Vmax
1	2:16.072	38.368	123	58.296	152	39.408	156	201	9	2:03.309	27.060	125	57.546	149	38.703	155	201
2	2:04.790	27.868	124	57.894	149	39.028	156	204	10	2:04.225	27.361	123	57.827	151	39.037	152	201
3	2:03.537	27.134	126	57.760	149	38.643	157	202	11	2:03.739	27.393	126	57.711	150	38.635	154	199
4	2:03.082	27.127	126	57.613	151	38.342	156	198	12	2:03.593	27.187	126	57.531	150	38.875	156	199
5	2:03.674	27.550	126	57.362	151	38.762	153	200	13	2:03.872	27.496	123	57.686	148	38.690	155	203
6	2:05.285	27.871	123	58.976	151	38.438	155	201	14	2:04.089	27.345	123	57.715	150	39.029	153	203
7	2:04.261	27.112	125	58.634	150	38.515	154	199	15	2:04.657	27.524	126	57.905	149	39.228	151	199
8	2:03.041	27.232	126	57.390	151	38.419	155	199									

11 Jürgen Schmarl , MINI John Cooper Works Challen 20 / AUT theoretical besttime: 2:01.545

Lap	Time	S1	V1	S2	V2	S3	V3	Vmax	Lap	Time	S1	V1	S2	V2	S3	V3	Vmax
1	2:10.084	34.412	127	57.428	153	38.244	156	197	9	2:02.733	26.949	127	57.409	154	38.375	157	200
2	2:02.068	26.824	127	56.920	153	38.324	159	201	10	2:01.954	27.112	127	56.646	154	38.196	158	203
3	2:02.323	26.993	125	57.030	154	38.300	159	199	11	2:02.523	27.325	126	56.703	154	38.495	157	203
4	2:02.535	27.472	126	56.988	154	38.075	159	204	12	2:02.574	27.059	126	56.948	154	38.567	159	204
5	2:01.969	26.950	126	56.824	152	38.195	158	203	13	2:02.550	27.081	124	56.973	152	38.496	156	203
6	2:02.242	26.920	127	57.025	153	38.297	157	200	14	2:02.651	27.086	126	56.931	154	38.634	158	199
7	2:01.904	27.111	127	56.698	154	38.095	157	201	15	2:02.634	27.137	127	56.913	153	38.584	157	201
8	2:01.926	27.144	126	56.647	154	38.135	157	200									

12 Dominik Schön , MINI John Cooper Works Challen 20 / GER theoretical besttime: 2:02.957

Lap	Time	S1	V1	S2	V2	S3	V3	Vmax	Lap	Time	S1	V1	S2	V2	S3	V3	Vmax
1	2:17.743	39.307	124	59.038	150	39.398	155	201	9	2:06.966	27.965	124	59.265	148	39.736	155	199
2	2:04.701	27.587	125	58.236	148	38.878	157	200	10	2:06.658	28.063	123	59.045	150	39.550	155	197
3	2:03.977	27.513	124	57.872	151	38.592	156	199	11	2:04.704	27.467	124	58.226	147	39.011	155	199
4	2:04.397	27.168	124	57.805	147	39.424	155	198	12	2:03.979	27.364	124	57.942	147	38.673	154	194
5	2:03.797	27.459	124	57.750	150	38.588	155	200	13	2:03.969	27.510	123	57.740	149	38.719	154	198
6	2:02.966	27.177	124	57.226	151	38.563	156	204	14	2:04.304	27.698	124	57.894	149	38.712	155	197
7	2:06.385	27.199	125	59.413	149	39.773	155	202	15	2:04.322	27.571	124	57.770	148	38.981	154	194
8	2:06.404	28.350	123	58.595	151	39.459	155	197									

14 Maciek Steinhof , MINI John Cooper Works Challen 20 / POL theoretical besttime: 2:02.214

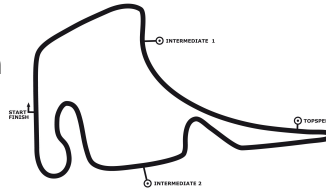
Lap	Time	S1	V1	S2	V2	S3	V3	Vmax	Lap	Time	S1	V1	S2	V2	S3	V3	Vmax
1	2:18.469	41.357	118	58.543	144	38.569	158	199	9	2:06.090	27.968	127	58.585	149	39.537	156	198
2	2:05.483	27.665	128	57.929	151	39.889	156	200	10	2:04.031	28.215	124	57.605	152	38.211	155	197
3	2:04.940	27.837	125	57.839	151	39.264	156	203	11	2:02.752	26.947	128	57.524	150	38.281	157	197
4	2:03.626	27.781	125	57.676	152	38.169	157	197	12	2:02.783	27.160	127	57.412	150	38.211	155	201
5	2:02.386	26.992	127	57.098	152	38.296	157	201	13	2:03.700	27.177	126	57.821	151	38.702	156	204
6	2:02.817	27.108	126	57.428	152	38.281	156	204	14	2:02.772	27.199	123	57.258	151	38.315	156	204
7	2:06.485	27.296	125	1:00.859	151	38.330	157	181	15	2:02.932	27.205	127	57.280	151	38.447	155	203
8	2:06.379	28.328	122	58.523	149	39.528	156	201									

DTM Hockenheim I

Hockenheimring GP Circuit, length 4574 m

29.04. - 01.05.2011

Mini Challenge



DMSB -Reg.No.: 105/2011
Deutscher Motor Sport Bund e.V.

Lap Analysis race 2

15 Matthias Dolderer , MINI John Cooper Works Challen 20 / GER theoretical besttime: 2:06.439

Lap	Time	S1	V1	S2	V2	S3	V3	Vmax	Lap	Time	S1	V1	S2	V2	S3	V3	Vmax
1	2:20.677	39.910	123	1:00.183	148	40.584	155	203	9	2:06.905	28.542	126	58.174	152	40.189	156	189
2	2:08.225	28.939	124	58.822	150	40.464	156	193	10	2:06.911	28.939	126	57.708	152	40.264	155	199
3	2:07.632	28.595	123	58.522	150	40.515	155	189	11	2:06.612	28.580	126	57.761	151	40.271	155	195
4	2:08.173	28.708	121	59.079	148	40.386	154	184	12	2:08.398	29.510	124	58.191	150	40.697	154	192
5	2:09.181	29.163	124	59.241	149	40.777	153	178	13	2:07.912	29.198	126	58.301	149	40.413	153	190
6	2:07.633	28.779	124	58.486	151	40.368	155	191	14	2:07.744	28.641	122	58.230	150	40.873	139	186
7	2:08.926	29.158	124	58.976	149	40.792	153	191	15	2:07.874	29.215	124	58.320	148	40.339	155	189
8	2:08.512	29.095	125	58.705	151	40.712	154	184									

17 Thomas Tekaats , MINI John Cooper Works Challen 20 / GER theoretical besttime: 2:01.808

Lap	Time	S1	V1	S2	V2	S3	V3	Vmax	Lap	Time	S1	V1	S2	V2	S3	V3	Vmax
1	2:11.490	35.022	124	57.764	151	38.704	158	202	9	2:02.316	27.182	126	56.743	152	38.391	156	201
2	2:02.257	26.943	126	56.730	151	38.584	158	203	10	2:02.483	27.145	126	56.697	152	38.641	152	201
3	2:02.652	27.357	124	56.890	153	38.405	158	200	11	2:02.827	27.299	126	56.989	153	38.539	156	200
4	2:02.254	26.975	126	56.731	153	38.548	151	201	12	2:02.368	27.179	126	56.669	153	38.520	159	201
5	2:02.188	27.155	127	56.739	153	38.294	158	201	13	2:02.847	27.187	126	57.002	153	38.658	157	201
6	2:02.871	27.098	125	57.394	151	38.379	157	200	14	2:02.403	27.225	126	56.690	154	38.488	158	200
7	2:02.038	27.111	126	56.614	153	38.313	156	202	15	2:02.792	27.319	126	56.858	152	38.615	158	201
8	2:02.136	27.192	126	56.693	153	38.251	157	201									

18 Martin Heidrich , MINI John Cooper Works Challen 20 / GER theoretical besttime:

Lap	Time	S1	V1	S2	V2	S3	V3	Vmax	Lap	Time	S1	V1	S2	V2	S3	V3	Vmax
1	2:12.426								9	2:02.611							
2	2:03.383								10	2:03.075							
3	2:02.671								11	2:02.627							
4	2:02.255								12	2:02.788							
5	2:01.973								13	2:02.437							
6	2:02.240								14	2:03.133							
7	2:02.237								15	2:03.496							
8	2:02.059																

19 Erwin Piro , MINI John Cooper Works Challen 20 / GER theoretical besttime: 2:02.547

Lap	Time	S1	V1	S2	V2	S3	V3	Vmax	Lap	Time	S1	V1	S2	V2	S3	V3	Vmax
1	2:16.505	38.102	119	59.342	151	39.061	155	201	9	2:03.448	27.123	124	57.379	151	38.946	154	199
2	2:04.895	27.631	123	57.893	150	39.371	154	201	10	2:03.900	27.505	122	57.854	148	38.541	156	199
3	2:03.794	27.292	123	57.935	144	38.567	155	197	11	2:03.977	27.048	124	58.003	149	38.926	153	199
4	2:04.178	26.871	125	58.758	146	38.549	156	199	12	2:04.648	27.550	123	58.050	147	39.048	155	198
5	2:02.966	27.091	122	57.542	151	38.333	155	197	13	2:03.765	27.216	123	57.802	148	38.747	153	198
6	2:03.326	27.084	123	57.945	151	38.297	155	201	14	2:08.818	27.332	123	57.774	149			199
7	2:03.278	27.095	123	57.696	149	38.487	154	196	15	2:17.253	40.173	123	58.001	147	39.079	154	197
8	2:03.314	27.317	124	57.572	150	38.425	157	199									

20 Franjo Kovac , MINI John Cooper Works Challen 20 / CRO theoretical besttime: 2:03.486

Lap	Time	S1	V1	S2	V2	S3	V3	Vmax	Lap	Time	S1	V1	S2	V2	S3	V3	Vmax
1	2:18.211	40.551	122	58.564	150	39.096	156	204	9	2:04.670	27.651	127	58.055	149	38.964	158	200
2	2:05.527	27.633	126	58.026	149	39.868	155	203	10	2:06.727	28.400	124	58.982	150	39.345	155	203
3	2:04.964	27.789	125	57.945	151	39.230	157	201	11	2:05.563	27.879	124	58.335	147	39.349	154	201
4	2:06.030	28.325	127	58.176	148	39.529	155	202	12	2:04.064	27.420	124	57.846	151	38.798	152	199
5	2:05.008	27.943	126	57.798	150	39.267	156	199	13	2:04.245	27.695	122	57.831	151	38.719	156	201
6	2:04.256	27.494	126	57.682	150	39.080	155	199	14	2:03.624	27.254	124	57.513	151	38.857	155	202
7	2:04.688	27.490	125	58.031	148	39.167	157	198	15	2:12.923	27.787	124	57.665	148			202
8	2:04.258	27.581	126	57.766	150	38.911	156	199									

21 Max Partl , MINI John Cooper Works Challen 20 / GER theoretical besttime: 2:03.079

Lap	Time	S1	V1	S2	V2	S3	V3	Vmax	Lap	Time	S1	V1	S2	V2	S3	V3	Vmax
1	2:13.041	35.998	124	58.003	152	39.040	156	195	9	2:03.390	27.170	126	57.811	150	38.409	157	199
2	2:05.695	27.684	124	58.720	150	39.291	155	197	10	2:03.901	27.425	124	57.984	151	38.492	156	198
3	2:03.540	27.605	123	57.619	150	38.316	156	198	11	2:04.754	27.327	125	58.454	151	38.973	155	198
4	2:03.774	27.299	122	57.976	150	38.499	153	198	12	2:04.046	27.627	124	57.775	147	38.644	157	198
5	2:04.367	27.794	124	57.752	151	38.821	154	197	13	2:03.474	27.390	125	57.727	150	38.357	153	201
6	2:03.841	27.431	124	57.954	151	38.456	156	198	14	2:04.144	27.883	124	57.690	151	38.571	155	198
7	2:03.796	27.605	122	57.872	151	38.319	157	201	15	2:04.649	27.638	125	57.737	151	39.274	155	198
8	2:03.135	27.189	126	57.593	151	38.353	157	198									

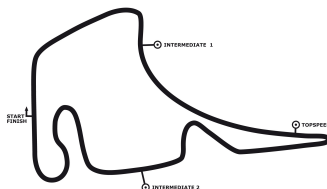


DTM Hockenheim I

Hockenheimring GP Circuit, length 4574 m

29.04. - 01.05.2011

Mini Challenge



DMSB -Reg.No.: 105/2011
Deutscher Motor Sport Bund e.V.

Lap Analysis race 2

22 Cora Schumacher , MINI John Cooper Works Challen 20 / GER theoretical besttime: 2:02.552

Lap	Time	S1	V1	S2	V2	S3	V3	Vmax	Lap	Time	S1	V1	S2	V2	S3	V3	Vmax
1	2:14.113	37.122	121	58.006	151	38.985	156	198	9	2:03.915	27.542	126	57.451	152	38.922	156	203
2	2:03.981	27.882	126	56.992	150	39.107	158	207	10	2:05.300	27.881	123	57.782	152	39.637	155	206
3	2:02.890	27.178	126	57.137	152	38.575	158	204	11	2:04.000	27.614	121	57.449	152	38.937	157	201
4	2:02.931	27.141	124	56.883	151	38.907	155	206	12	2:04.201	27.617	127	57.705	151	38.879	156	201
5	2:02.759	27.094	125	57.034	146	38.631	157	204	13	2:03.444	27.360	126	57.211	147	38.873	156	202
6	2:08.032	27.258	125	56.941	152			203	14	2:03.324	27.614	126	57.029	151	38.681	156	202
7	2:16.146	39.895	126	57.333	151	38.918	157	201	15	2:03.591	27.645	124	57.174	149	38.772	157	200
8	2:03.537	27.157	121	57.226	153	39.154	156	201									

36 Henry Littig , MINI John Cooper Works Challen 20 / GER theoretical besttime: 2:02.355

Lap	Time	S1	V1	S2	V2	S3	V3	Vmax	Lap	Time	S1	V1	S2	V2	S3	V3	Vmax
1	2:12.299	35.517	121	57.951	153	38.831	158	199	9	2:03.506	27.121	126	57.637	153	38.748	157	198
2	2:04.334	27.543	123	57.935	152	38.856	156	199	10	2:03.510	27.158	126	57.878	153	38.474	158	199
3	2:03.708	27.132	125	57.925	151	38.651	158	201	11	2:07.901	27.161	125	57.358	153			198
4	2:02.936	26.974	125	57.323	153	38.639	156	201	12	2:16.055	40.597	127	57.198	152	38.260	157	203
5	2:02.536	27.008	125	57.121	153	38.407	156	200	13	2:03.788	27.224	126	57.960	152	38.604	156	203
6	2:02.703	27.067	127	57.235	154	38.401	157	199	14	2:02.701	27.104	127	57.285	154	38.312	156	201
7	2:03.216	27.166	128	57.377	154	38.673	156	199	15	2:03.063	27.274	126	57.333	151	38.456	157	200
8	2:03.224	27.129	127	57.415	153	38.680	158	199									

37 Nico Bastian , MINI John Cooper Works Challen 20 / GER theoretical besttime: 2:01.018

Lap	Time	S1	V1	S2	V2	S3	V3	Vmax	Lap	Time	S1	V1	S2	V2	S3	V3	Vmax
1	2:14.113	38.003	122	57.963	147	38.147	156	203	9	2:01.374	26.765	124	56.633	149	37.976	158	204
2	2:02.701	27.313	127	56.527	149	38.861	157	205	10	2:01.938	26.889	128	56.846	153	38.203	161	201
3	2:01.843	27.254	126	56.563	153	38.026	155	203	11	2:01.764	26.918	126	56.737	154	38.109	161	201
4	2:01.662	27.069	125	56.502	154	38.091	158	202	12	2:02.118	27.149	126	56.707	157	38.262	158	198
5	2:01.141	26.767	127	56.517	153	37.857	159	202	13	2:01.885	27.051	127	56.681	153	38.153	161	202
6	2:01.336	26.884	127	56.481	153	37.971	156	211	14	2:01.954	27.089	127	56.696	149	38.169	159	206
7	2:01.405	26.862	127	56.571	151	37.972	157	207	15	2:02.010	27.075	128	56.678	152	38.257	158	201
8	2:01.333	26.909	129	56.396	149	38.028	158	203									

39 Hendrik Vieth , MINI John Cooper Works Challen 20 / GER theoretical besttime: 2:00.871

Lap	Time	S1	V1	S2	V2	S3	V3	Vmax	Lap	Time	S1	V1	S2	V2	S3	V3	Vmax
1	2:08.944	34.198	126	57.040	155	37.706	160	197	9	2:01.342	26.675	127	56.743	154	37.924	158	197
2	2:01.041	26.632	127	56.576	154	37.833	159	203	10	2:01.615	26.886	127	56.826	154	37.903	158	199
3	2:01.102	26.829	128	56.533	155	37.740	159	202	11	2:01.382	26.890	127	56.560	155	37.932	159	199
4	2:01.168	26.795	127	56.610	154	37.763	159	197	12	2:01.734	26.969	126	56.745	155	38.020	158	198
5	2:01.321	26.775	127	56.634	154	37.912	157	198	13	2:01.555	26.913	127	56.745	154	37.897	157	198
6	2:01.166	26.692	127	56.700	155	37.774	158	196	14	2:01.509	26.808	127	56.728	155	37.973	157	199
7	2:01.178	26.791	127	56.676	155	37.711	158	197	15	2:01.785	26.796	128	56.651	155	38.338	152	200
8	2:01.657	26.852	128	56.830	155	37.975	158	198									

41 Steve Kirsch , MINI John Cooper Works Challen 20 / GER theoretical besttime: 2:01.186

Lap	Time	S1	V1	S2	V2	S3	V3	Vmax	Lap	Time	S1	V1	S2	V2	S3	V3	Vmax
1	2:08.086	32.733	124	57.318	153	38.035	159	195	9	2:01.610	26.732	126	56.739	154	38.139	158	206
2	2:01.592	26.751	127	56.845	149	37.996	163	197	10	2:01.716	27.015	125	56.629	153	38.072	157	207
3	2:02.198	26.944	124	57.396	154	37.858	159	204	11	2:01.988	27.131	123	56.764	150	38.093	157	205
4	2:01.627	26.888	124	56.703	149	38.036	158	201	12	2:01.768	26.906	125	56.757	154	38.105	158	206
5	2:01.478	26.776	124	56.665	153	38.037	158	206	13	2:01.652	26.835	124	56.819	153	37.998	157	206
6	2:01.638	26.875	122	56.876	153	37.887	158	200	14	2:01.729	26.844	126	56.715	153	38.170	158	205
7	2:01.208	26.699	124	56.644	150	37.865	163	200	15	2:01.872	26.949	125	56.746	152	38.177	155	206
8	2:01.525	26.902	125	56.667	154	37.956	159	205									

44 Dirk Lauth , MINI John Cooper Works Challen 20 / GER theoretical besttime: 2:03.208

Lap	Time	S1	V1	S2	V2	S3	V3	Vmax	Lap	Time	S1	V1	S2	V2	S3	V3	Vmax
1	2:15.523	37.280	126	59.136	150	39.107	157	201	7	2:06.632	27.541	121	59.247	148	39.844	152	200
2	2:03.981	27.160	127	57.610	151	39.211	156	202	8	2:06.596	28.294	123	58.791	149	39.511	155	195
3	2:03.980	27.415	125	57.501	150	39.064	158	202	9	2:06.446	27.779	126	59.134	149	39.533	156	194
4	2:06.687	27.914	121	59.813	140	38.960	157	198	10	2:12.297	28.207	123	58.996	147	45.094	143	195
5	2:03.291	27.146	126	57.577	151	38.568	156	203	11	2:26.399	32.648	98	1:08.221	139	45.530	138	159
6	2:03.378	27.162	125	57.655	152	38.561	157	201	12	2:43.004	34.461	99	1:08.541	133			162